

STARSIL®

HEMOSTAT

ULTRA-HYDROPHILIC ABSORBABLE
POLYSACCHARIDE TECHNOLOGY



2 in 1

**EFFECTIVE BLEEDING CONTROL
RELIABLE ADHESION PREVENTION**

PLANT BASED - 100% ABSORBABLE - BIOCOMPATIBLE - READY TO USE - MADE IN GERMANY



EFFECTIVE BLEEDING CONTROL RELIABLE ADHESION PREVENTION

2 in 1

STARSIL® HEMOSTAT is a CE-marked class 3 medical device that can be used to achieve rapid hemostasis for profuse and diffuse bleedings as well as reliable adhesion prevention — even in difficult to reach regions.

SAFE AND BIOCOMPATIBLE

Unlike many other surgical hemostats or adhesion prevention products STARSIL® HEMOSTAT is absorbed without residues within 2 to 3 days through endogenous amylase, preventing foreign body reactions or granuloma formation and once fully irrigated, will not swell post operatively.

ACTS FAST AND IS EASY TO USE

STARSIL® HEMOSTAT is ready to use and can be stored in the OR without refrigeration. After removal of the cap the STARSIL® HEMOSTAT particles can be immediately used without assembly or preparation. It can be easily applied to large areas or difficult to reach regions. There is no risk of overdosage.

BLEEDING CONTROL AND HEMOSTASIS

On contact the ultra hygroscopic STARSIL® HEMOSTAT particles rapidly absorb fluid from the blood. The process leads to a local concentration of corpuscular blood particles such as erythrocytes, thrombocytes as well as serum proteins and thrombin, accelerating the natural coagulation cascade. It forms a dense gel matrix that seals the wound and further blood flow from the wound is inhibited.

STARSIL® HEMOSTAT is not affected by the patients clotting status, therefore it is also suitable for patients under anticoagulation therapy.

ADHESION PREVENTION BARRIER

Unlike many other anti-adhesive products STARSIL® HEMOSTAT is easy to administer both during open and laproscopic surgery. The STARSIL® HEMOSTAT powder is simply generously applied on the mesothelial defect or tissue that needs protection subsequently moistened with sterile saline solution. The polysaccharide particles absorb the fluid and form a dense gelatinous barrier preventing the contact with other tissue during the critical postoperative healing phase.

DUAL USE STRATEGY

The use of STARSIL® HEMOSTAT as topical hemostat provides atraumatic bleeding control and can minimize the use of electrocautery limiting thermal injury to the tissue.

When complete hemostasis is achieved a second application of STARSIL® HEMOSTAT is used to form a gelatinous adhesion prevention barrier covering the whole affected tissue before closure.

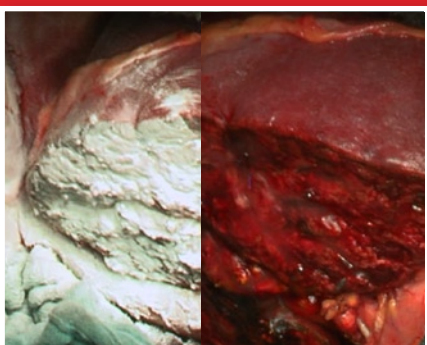
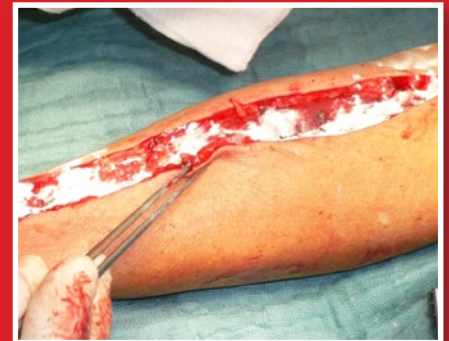
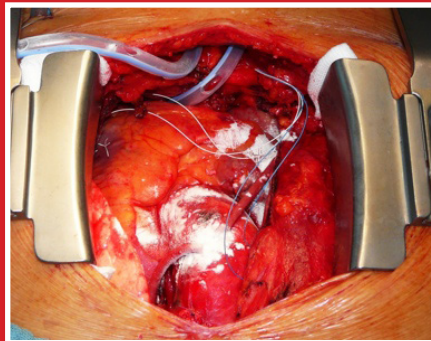
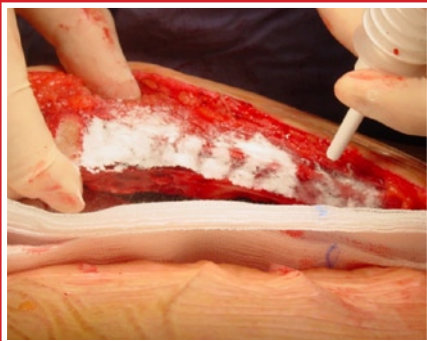


EVERY DAY SURGEONS AND PHYSICIANS FROM ALL DISCIPLINES RELY ON STARSIL® HEMOSTAT FOR ADHESION PREVENTION OR FAST AND SAFE HEMOSTASIS



STARSIL® HEMOSTAT is suitable for almost all surgical procedures and wounds. In these medical fields it is widely used in ORs all over the world:

- GENERAL SURGERY
- CARDIAC SURGERY
- ORTHOPEDICS AND TRAUMA SURGERY
- SPINAL SURGERY
- PLASTIC SURGERY
- GYNECOLOGY AND CAESAREAN SECTION
- ENT SURGERY
- VISCERAL AND TRANSPLANTATION SURGERY
- VASCULAR AND CARDIOTHORACIC SURGERY
- NEUROSURGERY
- TUMOR SURGERY
- BREAST SURGERY
- ORAL AND MAXILLOFACIAL SURGERY
- MINIMAL AND ROBOT-ASSISTED SURGERY

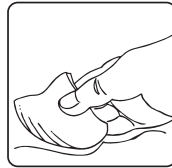


APPLICATION TECHNIQUE

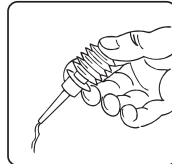
STARSIL® HEMOSTAT can be stored in the OR at room temperature and doesn't need preparation or assembling. Break and remove the cap and **STARSIL® HEMOSTAT** is ready to use.

HEMOSTASIS

Remove any blood from the source of bleeding by soaking it up with a dry compress, i.e. dry the wound. Continue immediately with the next step.



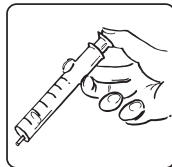
Apply a generous amount of **STARSIL® HEMOSTAT** powder to the source of bleeding. There is no risk of overdosage.



Apply moderate compression to the source of bleeding for 2 - 3 minutes using a dry compress.



Moisten the compress with sterile saline solution before removal and remove it carefully. Once bleeding has stopped, deactivate any excess powder by rinsing.



Please read the Instructions for Use (IFU) for detailed information about the usage of **STARSIL® HEMOSTAT**, indications and contraindications.

ADHESION PREVENTION

To achieve the best results first remove any excess blood from the area of use by suctioning, wiping or dabbing.

Generously apply **STARSIL® HEMOSTAT** powder to the entire mesothelial defect and wound surfaces. **STARSIL® HEMOSTAT** powder administered to non-traumatized mesothelial surfaces has no negative effects.

Moisten all **STARSIL® HEMOSTAT** powder with sterile saline solution or sterile water until the powder is completely converted into a gel covering the whole affected surface.

UniTip (14cm) and UniTip XL (38cm) spray applicators provide accurate delivery of the **STARSIL® HEMOSTAT** powder into distant or difficult to reach regions.



Order no.	Product	Sales unit
SS 001	STARSIL® HEMOSTAT 1g	5 pcs.
SS 002	STARSIL® HEMOSTAT 2g	5 pcs.
SS 003	STARSIL® HEMOSTAT 3g	5 pcs.
SS 005	STARSIL® HEMOSTAT 5g	5 pcs.
UT 0014	UniTip Applicator 14 cm	10 pcs.
UT 0038	UniTip XL Laparoscopic Applicator 38 cm	10 pcs.

Distributor:

**HEMOTEC
MEDICAL**

HEMOTEC MEDICAL GMBH
BECKELMANNSWEG 10 · D-46342 VELEN · GERMANY
TEL +49 (0) 2863 9246446 · FAX +49 (0) 2863 2450
info@hemotecmedical.com · www.hemotecmedical.com